

Garcia MS – Marquee Replacement



**Design &
Construction
Managed
Projects**

**Watch
Our
Growth!**

Mercer Stadium – Light Masts Replacement



**February 2019
MONTHLY REPORT**

Table of Contents



	Page
Understanding the Monthly Report	3-6
Executive Summary	7
Program Cost Report by Schedule Phase	8
Program Cost Report by Project	9

PROJECT NAME

PROJECT NUMBER

PROJECT MANAGER

Construction

Garcia Middle School – Marquee Replacement	DC19-005.0072.0981	Adrian Davidson	10
Mercer Stadium – Light Masts Replacement	DC18-001.0060.0974	James Caylor	11
Temporary Building Relocations – 2018	DC18-019.0067.0973	James Caylor	12

Understanding the Monthly Report

Schedule Phase Description:

Not Started- Design or construction activities have not begun

Pre-Design- Activities between Board Approval of architectural services (if applicable) and actual design work

Design-Programming and design through Construction Documents

Bidding and Negotiations- Includes bidding, award and negotiation process with the contractor for construction work

Construction-Construction work in progress

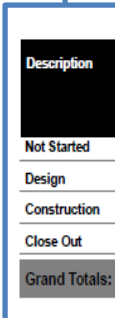
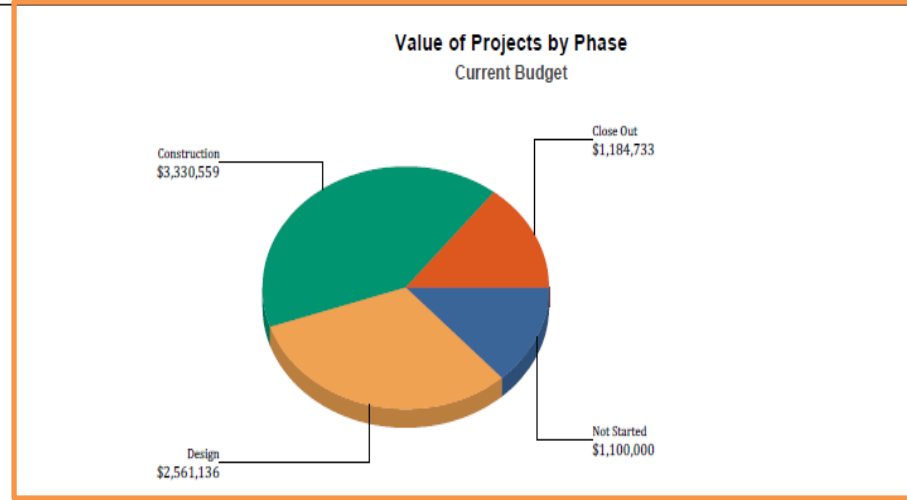
Close Out – Final inspection, submission and acceptance of required documents, and concluding payment

Move In- Occupancy is permitted though minor activities or corrections continue - this phase includes project closeout

Graphical representation of the total project budgets grouped by Phase

Fort Bend Independent School District
Design and Construction Department

Program Cost Report By Schedule Phase



Description	BUDGET			COMMITMENTS					COST		
	A	B	C=A+B	D	E	F	G	H=D+E+F+G	I=C-H	J	K=J/C
	Original Budget	Budget Changes	Current Budget	Original Commitments	Approved Changes	Pending Commitments	Estimate To Complete	Projected Commitments	Projected Over/Under	Cost To Date	% Expended
Not Started	\$1,100,000	\$0	\$1,100,000	\$72	\$0	\$0	\$1,099,928	\$1,100,000	\$0	\$72	0%
Design	\$2,516,136	\$45,000	\$2,561,136	\$459,427	\$29,138	\$0	\$2,072,571	\$2,561,136	\$0	\$198,015	8%
Construction	\$3,330,559	\$0	\$3,330,559	\$2,718,210	\$(9,085)	\$0	\$621,434	\$3,330,559	\$0	\$1,367,189	41%
Close Out	\$1,184,733	\$0	\$1,184,733	\$1,238,899	\$(67,024)	\$0	\$13,058	\$1,184,733	\$0	\$1,154,228	97%
Grand Totals:	\$8,131,428	\$45,000	\$8,176,428	\$4,416,408	\$(46,971)	\$0	\$3,806,991	\$8,176,428	\$0	\$2,717,502	33%

Understanding the Monthly Report



Graphical representation of the Budget/Costs status for the overall Program

Column Headings:

Original Budget-Original budget funded through this report date

Budget Changes-Approved budget adjustments by FBISD

Current Budget-Current project budget through the report period

Commitments-Sum of all contracts, contract change orders, and purchase orders through the report period

Additional Commitments to Complete-Additional costs anticipated on the project

Projected Commitments-Commitments plus additional commitments to complete

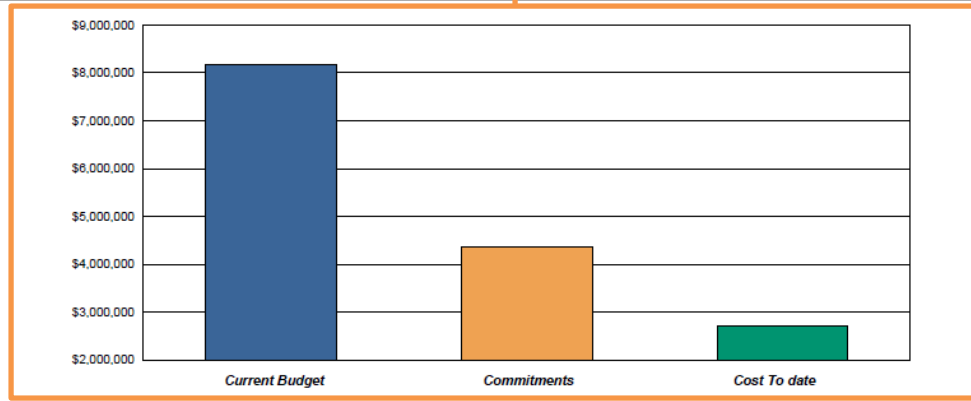
Projected Over/Under-Current Budget minus the Projected Commitments - it represents savings or overruns in the project

Cost to Date-Sum of all contract invoices and general invoices entered through the report period

% Expended-Cost to Date divided by Current Budget

Fort Bend Independent School District
Design and Construction Department

Program Cost Report By Project



Project Name	BUDGET			COMMITMENTS				COST			
	A	B	C=A+B	D	E	F	G	H=D+E+F+G	I=C-H	J	K=J/C
	Original Budget	Budget Changes	Current Budget	Original Commitments	Approved Changes	Pending Commitments	Estimate To Complete	Projected Commitments	Projected Over/Under	Cost To Date	% Expended
Campus Scoreboards	\$483,709	\$0	\$483,709	\$483,203	\$0	\$0	\$506	\$483,709	\$0	\$236,711	49%
Clements HS - Athletic Field Upgrades	\$1,041,103	\$0	\$1,041,103	\$1,108,127	\$(67,024)	\$0	\$0	\$1,041,103	\$0	\$1,023,653	98%
District Wide School Marquees	\$358,487	\$0	\$358,487	\$0	\$0	\$0	\$358,487	\$358,487	\$0	\$0	0%
Dulles ES - Classroom Enclosure	\$144,161	\$0	\$144,161	\$144,161	\$0	\$0	\$0	\$144,161	\$0	\$22,689	16%
Electrical Service Upgrades	\$156,975	\$45,000	\$201,975	\$149,600	\$29,138	\$0	\$23,338	\$201,975	\$0	\$121,100	60%
Hall Stadium - Structural Wall Repair	\$0	\$0	\$0	\$0	\$0	\$0	\$0	\$0	\$0	\$0	0%
Hodges Bend Transportation - Fuel Storage Tank	\$143,630	\$0	\$143,630	\$130,572	\$0	\$0	\$13,058	\$143,630	\$0	\$130,572	91%
Hodges Bend/Lake Olympia Transportation-Bus Was	\$278,512	\$0	\$278,512	\$278,512	\$0	\$0	\$0	\$278,512	\$0	\$52,900	19%
Lake Olympia Transportation - Concrete & Lighting	\$734,885	\$0	\$734,885	\$743,770	\$(9,085)	\$0	\$0	\$734,885	\$0	\$416,714	57%
Meadows ES - Foundation Repairs	\$166,041	\$0	\$166,041	\$166,041	\$0	\$0	\$0	\$166,041	\$0	\$6,150	4%
Missouri City MS Gym	\$1,100,000	\$0	\$1,100,000	\$72	\$0	\$0	\$1,099,928	\$1,100,000	\$0	\$72	0%
Ridgemont ES - Spark Park	\$0	\$0	\$0	\$0	\$0	\$0	\$0	\$0	\$0	\$0	0%
Scoreboard - Structure & Soil	\$70,500	\$0	\$70,500	\$70,500	\$0	\$0	\$0	\$70,500	\$0	\$60,000	85%
Softball Scoreboards	\$461,004	\$0	\$461,004	\$229,963	\$0	\$0	\$231,041	\$461,004	\$0	\$188,652	41%
Stadium Scoreboards	\$689,212	\$0	\$689,212	\$657,812	\$0	\$0	\$31,400	\$689,212	\$0	\$399,912	58%
Townwest ES - Foundation Repairs	\$88,409	\$0	\$88,409	\$88,409	\$0	\$0	\$0	\$88,409	\$0	\$6,150	7%
West Side Agricultural Facility	\$2,215,000	\$0	\$2,215,000	\$165,766	\$0	\$0	\$2,049,234	\$2,215,000	\$0	\$52,228	2%
Grand Totals:	\$8,131,428	\$45,000	\$8,176,428	\$4,416,408	\$(46,971)	\$0	\$3,806,991	\$8,176,428	\$0	\$2,717,502	33.24%

Understanding the Monthly Report

Activity Description:
Design -Duration from programming through Construction Documents
Bidding and Negotiations-Duration of procurement activities through negotiations with the contractor for construction work
Construction -Duration for construction
Close Out-Duration for move in and closeout

Activity Bars:
Planned Bar- Baseline schedule for the project. The start and finish dates of the baseline are preset throughout the project and future schedule updates are measured against the baseline.
Actual Bar- Actual performance by phase

#: Number noted inside each bar indicates number of calendar days

Dates:
1st Column - Activity START date
2nd Column - Activity END date

FBI SD Design and Construction
 Project Number : DC15-025.0003.0955
 Project Manager : James Caylor
 Architect/Engineer : Aestimo
 General Contractor : E Contractors

Project Summary
Meadows ES- Foundation Repairs

SCHEDULE SUMMARY

Description	BUDGET			COMMITMENTS					COST		
	A	B	C=A+B	D	E	F	G	H=D+E+F+G	I=C-H	J	K=J/C
	Original Budget	Budget Changes	Current Budget	Original Commitments	Approved Changes	Pending Commitments	Estimate To Complete	Projected Commitments	Projected Over/Under	Cost To Date	% Expended
Architect & Engineering/ Professional Services	\$10,750	\$0	\$10,750	\$10,750	\$0	\$0	\$0	\$10,750	\$0	\$6,150	57%
Construction	\$155,291	\$0	\$155,291	\$155,291	\$0	\$0	\$0	\$155,291	\$0	\$0	0%
Furniture, Fixtures & Equipment	\$0	\$0	\$0	\$0	\$0	\$0	\$0	\$0	\$0	\$0	0%
Site Development	\$0	\$0	\$0	\$0	\$0	\$0	\$0	\$0	\$0	\$0	0%
Administrative and Other Project Costs	\$0	\$0	\$0	\$0	\$0	\$0	\$0	\$0	\$0	\$0	0%
Project Contingency	\$0	\$0	\$0	\$0	\$0	\$0	\$0	\$0	\$0	\$0	0%
Totals	\$166,041	\$0	\$166,041	\$166,041	\$0	\$0	\$0	\$166,041	\$0	\$6,150	4%

SCOPE/COMMENTS

SCOPE: The project includes foundation repair, interior wall repair in classroom areas, and exterior brick work.

COMMENTS: The construction contract was approved by the Board of Trustees on 1/19/2016. The construction start date is 6/6/2016 with Substantial Completion scheduled for 7/29/2016.

PROJECT PHOTO

BUDGET /COST STATUS

Report Date: 3/31/2016 Meadows ES- Foundation Repairs

Understanding the Monthly Report

Cost Description:

Architect & Engineering/Professional Services-A/E Design Fees, A/E Design Reimbursables, Surveying, Geotechnical, Material Testing & Inspection, Commissioning, TAB (Test and Balancing), Consulting Other, Haz-mat Consulting Services

Construction-Facility Construction in general and other associated costs such as Allowances and Construction Contingency

Furniture, Fixtures & Equipment-Costs for furniture, fixtures and equipment

Site Development-Permit & Site Fees related to construction

Administrative and Other Project Costs-Construction related costs outside of main Construction Contract with the General Contractor. It includes: Temporary Buildings & Services, Printing/Misc., Bid Advertising, Hazmat/Abatement, etc.

Project Contingency-Budget to be used as necessary for unanticipated project costs following approval from FBISD

FBISD Design and Construction
Project Number : DC15-025.0003.0955
Project Manager : James Caylor
Architect/Engineer : Aestimo
General Contractor : E Contractors

Project Summary
Meadows ES- Foundation Repairs

SCHEDULE SUMMARY

design - estimate	9/1/2015	10/31/2015
design - actual	9/1/2015	10/31/2015
estimating & negotiations - estimate	11/1/2015	2/28/2016
estimating & negotiations - actual	10/17/2015	1/18/2016
construction - estimate (see contract set(s))	6/6/2016	6/12/2016
construction - actual	--	--
move in - estimate	6/15/2016	6/17/2016
move in - actual	--	--

Description	BUDGET			COMMITMENTS				COST			
	A	B	C=A+B	D	E	F	G	H=D+E+F+G	I=C-H	J	K=J/C
Architect & Engineering/ Professional Services	\$10,750	\$0	\$10,750	\$10,750	\$0	\$0	\$0	\$10,750	\$0	\$6,150	57%
Construction	\$155,291	\$0	\$155,291	\$155,291	\$0	\$0	\$0	\$155,291	\$0	\$0	0%
Furniture, Fixtures & Equipment	\$0	\$0	\$0	\$0	\$0	\$0	\$0	\$0	\$0	\$0	0%
Site Development	\$0	\$0	\$0	\$0	\$0	\$0	\$0	\$0	\$0	\$0	0%
Administrative and Other Project Costs	\$0	\$0	\$0	\$0	\$0	\$0	\$0	\$0	\$0	\$0	0%
Project Contingency	\$0	\$0	\$0	\$0	\$0	\$0	\$0	\$0	\$0	\$0	0%
Totals	\$166,041	\$0	\$166,041	\$166,041	\$0	\$0	\$0	\$166,041	\$0	\$6,150	4%

SCOPE/COMMENTS

SCOPE: The project includes foundation repair, interior wall repair in classroom areas, and exterior brick work.

COMMENTS: The construction contract was approved by the Board of Trustees on 1/19/2016. The construction start date is 6/6/2016 with Substantial Completion scheduled for 7/29/2016.

PROJECT PHOTO

Meadows ES - Foundation Repairs

BUDGET /COST STATUS

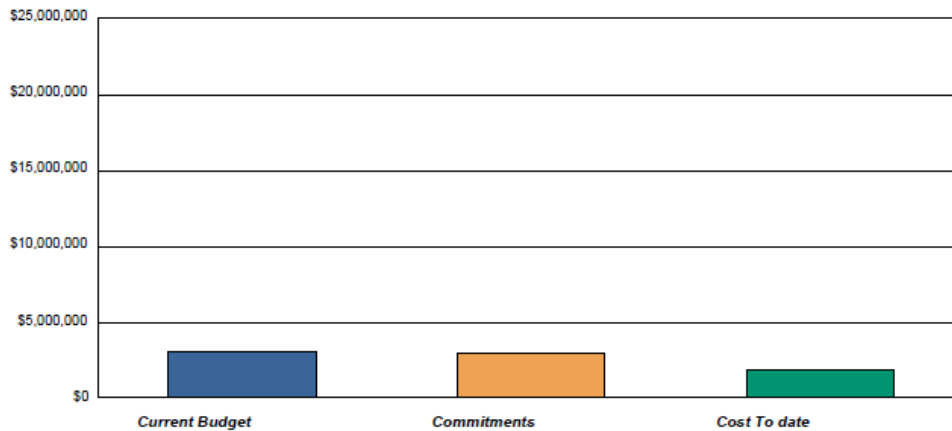
Report Date: 3/31/2016

Current Budget: \$3,061,433
Projected Commitments: \$3,061,433

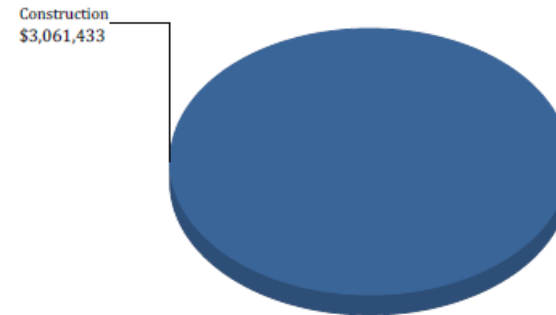
Program Status*

As of February 28, 2019, the Fort Bend Independent School District Design and Construction Department (FBISD D&C) currently has three projects. The active projects' current budgets total \$3,061,433 with 100% in Construction. The active projects have expended \$1,957,491 representing approximately 64% of the current budget. The composition of the portfolio by phase of work is represented in the following table and charts:

<u>Phase</u>	<u># Projects</u>	<u>Current Budget</u>
Construction	3	\$ 3,061,433
TOTAL	3	\$ 3,061,433

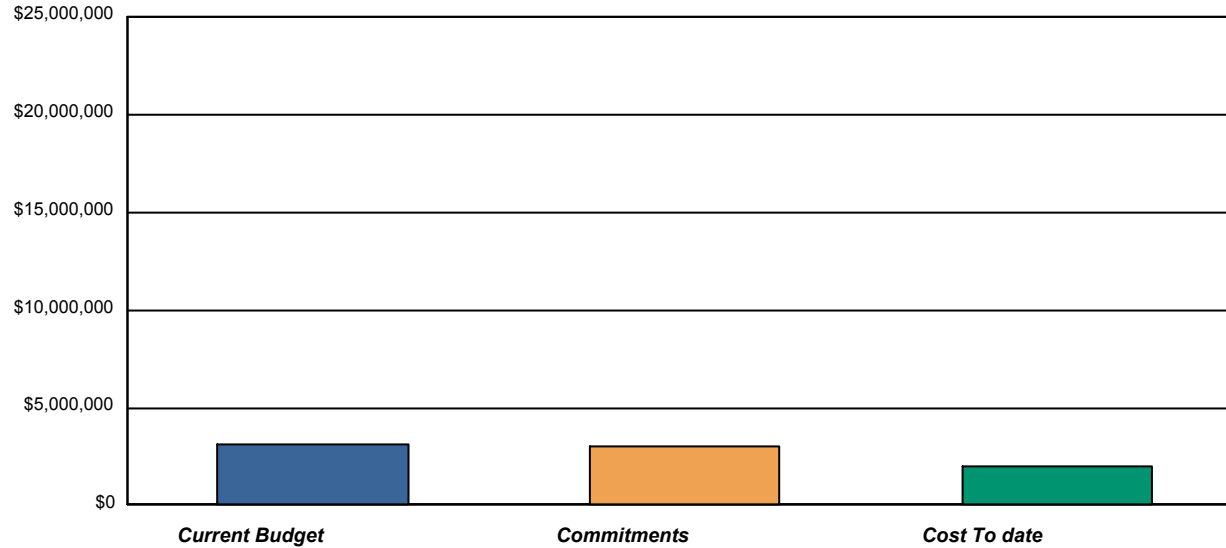


Value of Projects by Phase
Current Budget



*Please note that all amounts throughout this report may be affected by automatic rounding of whole dollars.


Program Cost Report By Project



Project Name	BUDGET			COMMITMENTS						COST	
	A	B	C=A+B	D	E	F	G	H=D+E+F+G	I=C-H	J	K=J/C
	Original Budget	Budget Changes	Current Budget	Original Commitments	Approved Changes	Pending Commitments	Estimate To Complete	Projected Commitments	Projected Over/Under	Cost To Date	% Expended
Garcia MS - Marquee Replacement	\$94,405	\$0	\$94,405	\$86,905	\$0	\$0	\$7,500	\$94,405	\$0	\$29,083	31%
Mercer Stadium - Light Masts Replacement	\$1,193,013	\$0	\$1,193,013	\$1,193,013	\$0	\$0	\$0	\$1,193,013	\$0	\$392,250	33%
Temporary Building Relocation-2018	\$1,774,015	\$0	\$1,774,015	\$1,771,909	\$0	\$0	\$2,106	\$1,774,015	\$0	\$1,536,158	87%
Grand Totals:	\$3,061,433	\$0	\$3,061,433	\$3,051,827	\$0	\$0	\$9,606	\$3,061,433	\$0	\$1,957,491	63.94%

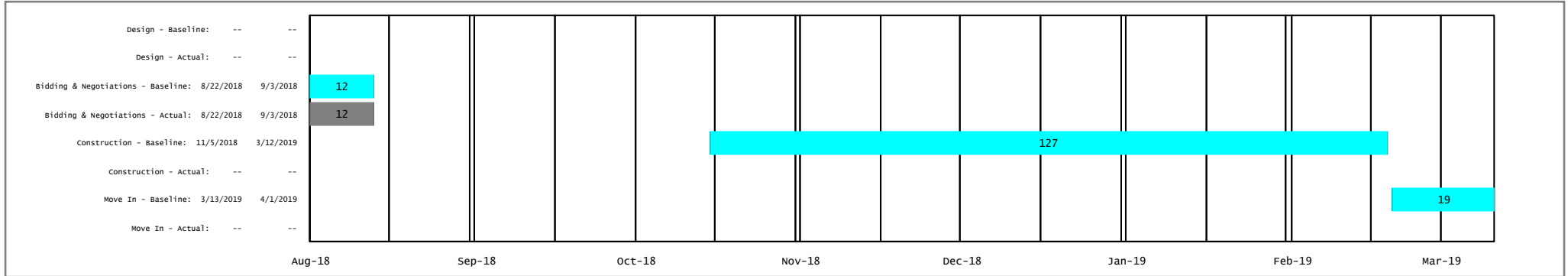
Program Cost Report By Schedule Phase

Value of Projects by Phase
Current Budget



Description	BUDGET			COMMITMENTS						COST	
	A	B	C=A+B	D	E	F	G	H=D+E+F+G	I=C-H	J	K=J/C
	Original Budget	Budget Changes	Current Budget	Original Commitments	Approved Changes	Pending Commitments	Estimate To Complete	Projected Commitments	Projected Over/Under	Cost To Date	% Expended
Construction	\$3,061,433	\$0	\$3,061,433	\$3,051,827	\$0	\$0	\$9,606	\$3,061,433	\$0	\$1,957,491	64%
Grand Totals:	\$3,061,433	\$0	\$3,061,433	\$3,051,827	\$0	\$0	\$9,606	\$3,061,433	\$0	\$1,957,491	64%

SCHEDULE SUMMARY



Description	BUDGET			COMMITMENTS					COST		
	A	B	C=A+B	D	E	F	G	H=D+E+F+G	I=C-H	J	K=J/C
	Original Budget	Budget Changes	Current Budget	Original Commitments	Approved Changes	Pending Commitments	Estimate To Complete	Projected Commitments	Projected Over/Under	Cost To Date	% Expended
Furniture, Fixtures & Equipment	\$0	\$0	\$0	\$0	\$0	\$0	\$0	\$0	\$0	\$0	0%
Administrative and Other Project Costs	\$0	\$0	\$0	\$0	\$0	\$0	\$0	\$0	\$0	\$0	0%
Project Contingency	\$0	\$0	\$0	\$0	\$0	\$0	\$0	\$0	\$0	\$0	0%
Architect & Engineering/ Professional Services	\$0	\$0	\$0	\$0	\$0	\$0	\$0	\$0	\$0	\$0	0%
Construction	\$86,905	\$0	\$86,905	\$86,905	\$0	\$0	\$0	\$86,905	\$0	\$29,083	33%
Site Development	\$7,500	\$0	\$7,500	\$0	\$0	\$0	\$7,500	\$7,500	\$0	\$0	0%
Construction	\$0	\$0	\$0	\$0	\$0	\$0	\$0	\$0	\$0	\$0	0%
Totals:	\$94,405	\$0	\$94,405	\$86,905	\$0	\$0	\$7,500	\$94,405	\$0	\$29,083	31%

SCOPE/COMMENTS

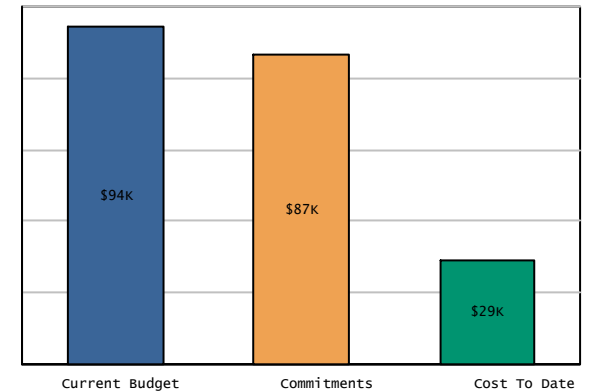
SCOPE: Replacement of the Garcia Middle School marquee. Scope includes conduit installation for electrical and data cables to the marquee; a new digital marquee sign; replacement of the existing school logo and back lighting.

COMMENTS: The brick work is completed and the debris is cleaned up. Marquee delivery is anticipated by early March 2019.

PROJECT PHOTO

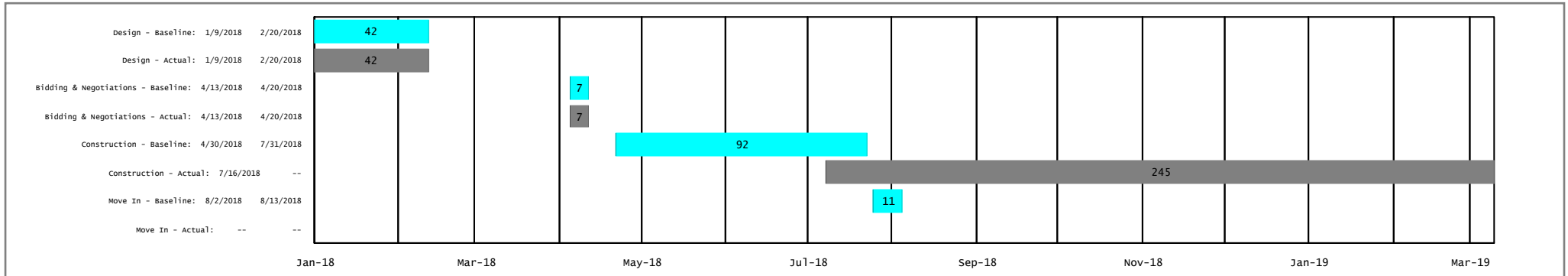


BUDGET/COST STATUS



Mercer Stadium - Light Masts Replacement

SCHEDULE SUMMARY



Description	BUDGET			COMMITMENTS					COST		
	A	B	C=A+B	D	E	F	G	H=D+E+F+G	I=C-H	J	K=J/C
	Original Budget	Budget Changes	Current Budget	Original Commitments	Approved Changes	Pending Commitments	Estimate To Complete	Projected Commitments	Projected Over/Under	Cost To Date	% Expended
Furniture, Fixtures & Equipment	\$0	\$0	\$0	\$0	\$0	\$0	\$0	\$0	\$0	\$0	0%
Site Development	\$0	\$0	\$0	\$0	\$0	\$0	\$0	\$0	\$0	\$0	0%
Administrative and Other Project Costs	\$0	\$0	\$0	\$0	\$0	\$0	\$0	\$0	\$0	\$0	0%
Project Contingency	\$0	\$0	\$0	\$0	\$0	\$0	\$0	\$0	\$0	\$0	0%
Architect & Engineering/ Professional Services	\$101,650	\$0	\$101,650	\$101,650	\$0	\$0	\$0	\$101,650	\$0	\$87,975	87%
Construction	\$1,091,363	\$0	\$1,091,363	\$1,091,363	\$0	\$0	\$0	\$1,091,363	\$0	\$304,275	28%
Totals:	\$1,193,013	\$0	\$1,193,013	\$1,193,013	\$0	\$0	\$0	\$1,193,013	\$0	\$392,250	33%

SCOPE/COMMENTS

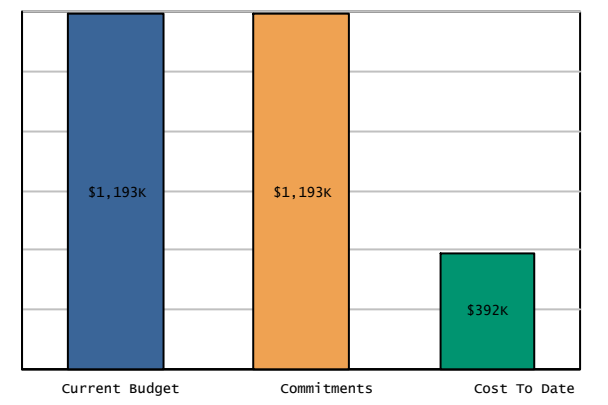
SCOPE: This project consists of the replacement of four deteriorated light masts at Mercer Stadium with new concrete foundations and masts, lighting systems for four masts, and replacement of the outdated service electrical switch gear.

COMMENTS: The contractor is working on punch list and additional remote controls for the stadium maintenance lights.

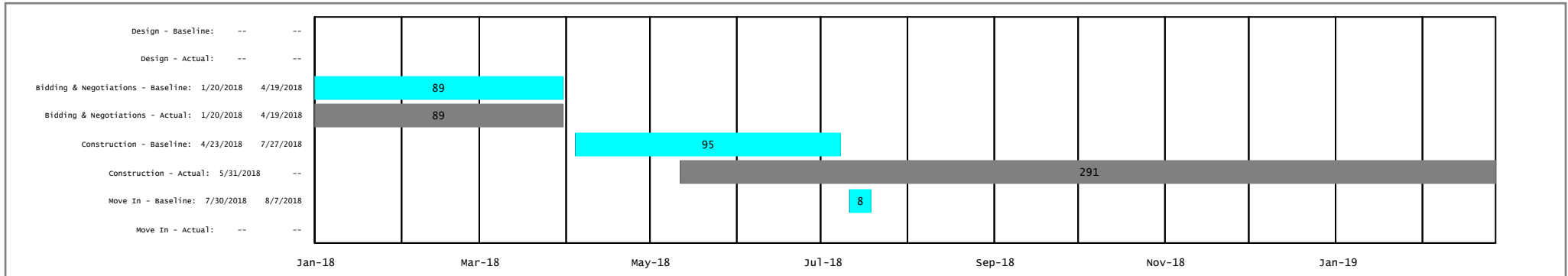
PROJECT PHOTO



BUDGET/COST STATUS



SCHEDULE SUMMARY



Description	BUDGET			COMMITMENTS					COST		
	A	B	C=A+B	D	E	F	G	H=D+E+F+G	I=C-H	J	K=J/C
	Original Budget	Budget Changes	Current Budget	Original Commitments	Approved Changes	Pending Commitments	Estimate To Complete	Projected Commitments	Projected Over/Under	Cost To Date	% Expended
Architect & Engineering/ Professional Services	\$12,000	\$0	\$12,000	\$12,000	\$0	\$0	\$0	\$12,000	\$0	\$8,634	72%
Construction	\$1,712,015	\$0	\$1,712,015	\$1,712,015	\$0	\$0	\$0	\$1,712,015	\$0	\$1,479,630	86%
Furniture, Fixtures & Equipment	\$50,000	\$0	\$50,000	\$47,894	\$0	\$0	\$2,106	\$50,000	\$0	\$47,894	96%
Site Development	\$0	\$0	\$0	\$0	\$0	\$0	\$0	\$0	\$0	\$0	0%
Administrative and Other Project Costs	\$0	\$0	\$0	\$0	\$0	\$0	\$0	\$0	\$0	\$0	0%
Totals:	\$1,774,015	\$0	\$1,774,015	\$1,771,909	\$0	\$0	\$2,106	\$1,774,015	\$0	\$1,536,158	87%

SCOPE/COMMENTS

SCOPE: This project consists of relocating and refacing the exterior building walls of 20 temporary classroom buildings and refurbishing seven temporary classroom buildings at various campuses throughout the District for the 2018-2019 school year.

COMMENTS: The contractor is working on finalizing system connections at three temporary classroom buildings at Ridgemont Early Literacy Center and Ridgemont Elementary School.

PROJECT PHOTO



BUDGET/COST STATUS

